



# TECHNICAL DATA SHEET











































**VELLPLAS**  
MATTE MARMORINO

**5KG / 25KG**

## PRODUCT DESCRIPTION

MacoAve VELLPLAS is a decorative coating with smooth satin finish. With the wide range of colours, it is possible to create cloudy esthetic effects and chromatic effects.

## PRODUCT & CODE

COLOR	UPC 5KG	UPC 25KG	COLOR	UPC 5KG	UPC 25KG
<b>VP00</b> White	 9551003920402	 9551003920600	<b>VP10</b> Emerald	 9551003920501	 9551003920709
<b>VP01</b> Light Grey	 9551003920419	 9551003920517	<b>VP11</b> Green Garden	 9551003920518	 9551003920716
<b>VP02</b> Grey	 9551003920426	 9551003920624	<b>VP12</b> Cream	 9551003920525	 9551003920723
<b>VP03</b> Dim Grey	 9551003920433	 9551003920631	<b>VP13</b> Peach	 9551003920532	 9551003920730
<b>VP04</b> Earth	 9551003920440	 9551003920648	<b>VP14</b> Pearl Pink	 9551003920549	 9551003920747
<b>VP05</b> Ash	 9551003920457	 9551003920655	<b>VP15</b> Warm Beige	 9551003920556	 9551003920754
<b>VP06</b> Soil	 9551003920464	 9551003920662	<b>VP16</b> Sage Green	 9551003920563	 9551003920761
<b>VP07</b> Cadet Blue	 9551003920471	 9551003920679	<b>VP17</b> Pink Red	 9551003920570	 9551003920778
<b>VP08</b> Violet	 9551003920488	 9551003920686	<b>VP18</b> Bright Pink	 9551003920587	 9551003920785
<b>VP09</b> Mint	 9551003920495	 9551003920693	<b>VPCC</b> Custom Colour	 9551003920396	 9551003920594

## SURFACE PREPARATION

Thoroughly clean the surface and allow drying. Remove wallpaper and loose, peeling paint. Patch cracks and spot prime. Dull glossy surfaces.

### Acoustical Tile:

Vacuum or dust tiles to remove embedded dust. To maintain the sound absorbing qualities of the tile, do not use a primer. Apply plaster directly to the tiles. Test vinyl-coated tiles to ensure adhesion. Do not attempt to fill or clog acoustical perforations. "Blown-on" Soft-Fibered Ceilings: Caution! All water-based plaster will loosen or deteriorate a "blown-on" soft-fibered ceiling surface and make for a difficult repair. If you are not sure about your ceiling texture type, apply a small test area in a closet or other hidden spot. If deterioration occurs.

## PAINTING CONDITIONS

Apply only when air and surface temperatures are between 50-90 F (10-32 C) and humidity is below 85% to ensure proper drying.

## PRODUCT APPLICATION

Stir contents before using.

### FIRST COAT

Apply the plaster with a flexible steel trowel, apply a thin coat of plaster while holding the trowel at a 15- to 30-degree angle. Spread the plaster with varying lengths and angles of strokes. Clean off the trowel from time to time to keep dried plaster from getting into your finish. Let the plaster dry thoroughly before applying the next coat.

### SECOND COAT

Apply thin layer of plaster, use overlapping long and short strokes. Cover the surface thoroughly, filling voids and removing high spots. Let the plaster dry for at least 24 hours before moving on to the finish treatment. Apply VELLWAX and buff off evenly will add durability to the surface.

### COVERAGE / THINNING

Five kilogram (11 Lbs) covers up 60 - 80 sq. ft. on a smooth wall, significantly less on acoustical tile or rough surface. We do not recommend thinning down the plaster but if you wish to create other effect, thinning not more than 1 oz. (29.6ml mL) of water per 11 Lbs (5 kg) of plaster.

Five kilogram (55 Lbs) covers up 300 - 400 sq. ft. on a smooth wall, significantly less on acoustical tile or rough surface. We do not recommend thinning down the plaster but if you wish to create other effect, thinning not more than 5 oz. (148ml mL) of water per 55 Lbs (25 kg) of plaster.

### DRYING TIME

Plaster only when surface and air temperatures are 50-90 °F (10-32 °C), wait 24 hours before recoating or applying MACOAVELL VELLWAX.

### CLEAN UP:

Clean tools immediately with soap and water.

## PACKAGING SIZE

The product comes in bucket 5 Kg & 25 Kg

## STORAGE

Store in a cool, well ventilated place, keep the container close when not in use. Keep away from heat, flames, sparks and other sources of ignition. Shelf life of the product is 12 months.

**PHYSICAL PROPERTIES**

Appearance	Smooth
Colour	Coloured
Odour	Low Odour
Density	1.60 +/- 0.05 g/ml
Consumption	0.8 – 1 Kg/m <sup>2</sup> (2 layers)
Drying time (20°C)	5 hours to touch. 48 hours completely dry
Solid Content %	approx 67%
Solvents	Water
Flashing Point	None
Thickness	1mm

The technical data and suggestions for use contained herein are correct to the best of our knowledge, and offered in good faith. The statements of this literature do not constitute a warranty, express, or implied, as to the performance of these products. As conditions and use of our materials are beyond our control, we can guarantee these products only to conform to our standards of quality, and our liability, if any, will be limited to replacement of defective materials. All technical information is subject to change without notice.